



Almond Board of California
 1104 12th Street
 Modesto, CA 95354 USA
 (209) 549-8262
 (209) 549-8267 Fax
 www.almond.org

Almond Industry Position Report

January 1998

1997-98 Crop Year

Salable	Forecast mil lbs.	1997-98	1996-97	% Change
		8/1 - 1/31 Kernel Wt.	8/1 - 1/31 Kernel Wt.	
1. Carryin August 1, 1997	48.3	48,287,428	92,798,770	-47.97%
2. Crop Receipts To Date	680.0	744,379,727	511,032,742	45.66%
3. [4% Loss & Exempt]	27.2	29,775,189	20,441,310	
4. New Crop Marketable (2-3)	652.8	714,604,538	490,591,432	
5. [Reserve]	n/a	0	0	
6. Total Supply (1+4-5)	701.1	762,891,966	583,390,202	30.77%
Shipments by Handlers				
7. Domestic	160.0	95,126,317	77,068,505	23.43%
8. Export	430.0	280,437,618	273,569,393	2.51%
9. Total	590.0	375,563,935	350,637,898	
10. Estimated Salable Carryout	111.1	n/a	n/a	
11. Computed Inventory (6-9)	n/a	387,328,031	232,752,304	66.41%
Commitments (sold, not delivered)**				
12. Domestic		67,616,062	44,701,173	
13. Export		89,555,978	64,120,444	
14. Total		157,172,040	108,821,617	
15. Uncommitted Inventory (11 - 14)		230,155,991	123,930,687	

** 59% of handlers reported commitments on their Form 25. Those handlers reporting committed inventory handled 67% of last year's crop.

MONTHLY REPORT OF SALABLE HANDLER SHIPMENTS

	1997-98 Crop Year		1996-97 Crop Year	
	1/1 - 1/31	8/1 - 1/31	1/1 - 1/31	8/1 - 1/31
DOMESTIC				
Shelled	9,534,523	91,115,891	10,899,780	71,248,157
Manufactured	3,788,974	27,041,861	5,359,857	26,620,195
Products	197,572	892,541	173,598	900,365
Inshell	(168,686)	3,335,765	70	3,288,954
[Interhandler Transfers]	(534,212)	(9,915,159)	(429,695)	(5,300,650)
[Industry Purchases]	(4,539,066)	(17,344,582)	(2,905,691)	(19,688,516)
TOTAL	8,279,105	95,126,317	13,097,919	77,068,505
		25%		22%
EXPORT				
Shelled	22,265,763	202,972,708	18,345,098	186,376,356
Manufactured	6,343,102	51,885,270	9,043,663	70,442,926
Inshell	1,658,855	25,579,640	923,180	16,750,111
TOTAL	30,267,720	280,437,618	28,311,941	273,569,393
		75%		78%
NET SHIPMENTS	38,546,825	375,563,935	41,409,860	350,637,898
		100%		100%
EXEMPT/INEDIBLE SHIPMENTS	284,959	3,388,645	552,957	3,324,578

EXPORT DELIVERIES BY DESTINATION

(Kernel Weight)

Crop Year 1997-98 08/01/97 through 1/31/98				Crop Year 1996-97 08/01/96 through 1/31/97			
Country	Shelled	Inshell	%	Country	Shelled	Inshell	%
North America							
Canada	9,684,254	173,976	3.52%	Canada	7,661,529	140,752	2.85%
Mexico	3,466,708	0	1.24%	Mexico	1,738,150	88	0.64%
Total	<u>13,150,962</u>	<u>173,976</u>		Total	<u>9,399,679</u>	<u>140,840</u>	
Central America							
Others	28,372	15,750	0.02%	Others	14,762	0	0.01%
Total	<u>28,372</u>	<u>15,750</u>		Total	<u>14,762</u>	<u>0</u>	
Caribbean							
Dominican Republic	***	0	0.00%	Dominican Republic	21,000	0	0.01%
Others	37,544	10	0.01%	Others	21,685	0	0.01%
Total	<u>37,544</u>	<u>10</u>		Total	<u>42,685</u>	<u>0</u>	
South America							
Argentina	1,965,218	153,238	0.76%	Argentina	691,348	132,243	0.30%
Brazil	643,789	212,351	0.31%	Brazil	479,378	265,359	0.27%
Chile	238,500	5	0.09%	Chile	***	0	0.00%
Colombia	49,900	0	0.02%	Colombia	131,300	0	0.05%
Venezuela	294,691	0	0.11%	Venezuela	190,271	0	0.07%
Others	97,672	0	0.03%	Others	79,674	0	0.03%
Total	<u>3,289,770</u>	<u>365,594</u>		Total	<u>1,571,971</u>	<u>397,602</u>	
Western Europe							
Austria	1,121,733	0	0.40%	Austria	1,268,750	0	0.46%
Belgium	5,543,859	0	1.98%	Belgium	6,450,339	0	2.36%
Denmark	5,207,789	0	1.86%	Denmark	4,368,630	0	1.60%
Finland	725,665	0	0.26%	Finland	678,932	0	0.25%
France	17,629,734	190,943	6.35%	France	21,940,617	207,114	8.10%
Germany	62,129,937	73,800	22.18%	Germany	67,778,097	117,070	24.82%
Greece	3,192,606	0	1.14%	Greece	2,756,800	8,142	1.01%
Ireland	76,675	0	0.03%	Ireland	0	0	0.00%
Italy	8,722,350	143,393	3.16%	Italy	10,686,673	503,786	4.09%
Malta & Gozo	***	0	0.00%	Malta & Gozo	53,723	0	0.02%
Netherlands	14,318,197	0	5.11%	Netherlands	15,595,798	0	5.70%
Norway	2,794,224	0	1.00%	Norway	2,887,734	0	1.06%
Portugal	611,250	0	0.22%	Portugal	908,000	7,630	0.33%
Spain	22,287,046	43,000	7.96%	Spain	25,749,968	0	9.41%
Sweden	6,046,158	0	2.16%	Sweden	5,351,660	0	1.96%
Switzerland	3,995,198	0	1.42%	Switzerland	3,901,424	0	1.43%
United Kingdom	14,752,929	6,864	5.26%	United Kingdom	16,249,652	40,658	5.95%
Others	71,150	0	0.03%	Others	0	0	0.00%
Total	<u>169,226,500</u>	<u>458,000</u>		Total	<u>186,626,797</u>	<u>884,400</u>	
Eastern Europe							
Russia	1,757,108	0	0.63%	Russia	494,313	0	0.18%
Czech Republic	974,550	0	0.35%	Czech Republic	637,200	0	0.23%
Estonia	296,000	0	0.11%	Estonia	0	0	0.00%
Latvia	118,462	0	0.04%	Latvia	***	0	0.00%
Poland	151,000	0	0.05%	Poland	***	0	0.00%
Others	107,425	0	0.04%	Others	179,210	0	0.07%
Total	<u>3,404,545</u>	<u>0</u>		Total	<u>1,310,723</u>	<u>0</u>	
Middle East							
Bahrain	***	0	0.00%	Bahrain	***	0	0.00%
Cyprus	48,362	0	0.02%	Cyprus	***	0	0.00%
Israel	2,524,475	476,813	1.07%	Israel	2,257,975	354,615	0.96%
Jordan	901,250	319,060	0.44%	Jordan	145,500	31,500	0.06%
Kuwait	1,009,875	0	0.36%	Kuwait	556,650	31,500	0.21%
Lebanon	2,419,100	288,744	0.97%	Lebanon	1,658,000	125,250	0.65%
Qatar	109,000	0	0.04%	Qatar	0	0	0.00%
Saudi Arabia	3,982,099	15,750	1.43%	Saudi Arabia	3,274,550	15,750	1.20%
Syria	***	0	0.00%	Syria	***	0	0.00%
Turkey	84,002	0	0.03%	Turkey	***	0	0.00%
United Arab Emirates	6,913,312	237,551	2.55%	United Arab Emirates	5,001,649	100,697	1.87%
Others	499,755	0	0.18%	Others	268,804	0	0.10%
Total	<u>18,491,230</u>	<u>1,337,918</u>		Total	<u>13,163,128</u>	<u>659,312</u>	
Asia							
China/Hong Kong	5,189,341	226,875	1.93%	China/Hong Kong	4,430,317	254,625	1.71%
India	911,169	22,536,269	8.36%	India	218,276	14,129,596	5.24%
Indonesia	***	***	0.00%	Indonesia	***	0	0.00%
Japan	25,560,855	196,168	9.18%	Japan	24,817,978	438	9.07%
Malaysia	1,028,410	0	0.37%	Malaysia	753,013	0	0.28%
Philippines	270,725	135,117	0.14%	Philippines	520,125	88,061	0.22%
Singapore	878,625	0	0.31%	Singapore	730,175	15,456	0.27%
South Korea	3,352,000	0	1.20%	South Korea	3,548,850	0	1.30%
Taiwan	2,810,745	0	1.00%	Taiwan	2,607,463	15,456	0.96%
Thailand	193,050	0	0.07%	Thailand	316,125	0	0.12%
Others	316,115	88	0.11%	Others	279,593	0	0.10%
Total	<u>40,511,035</u>	<u>23,094,517</u>		Total	<u>38,221,915</u>	<u>14,503,632</u>	
New Zealand							
New Zealand	344,300	0	0.12%	New Zealand	583,800	2,100	0.21%
Total	<u>344,300</u>	<u>0</u>		Total	<u>583,800</u>	<u>2,100</u>	
Australia							
Australia	3,982,061	0	1.42%	Australia	4,326,832	12,600	1.59%
Total	<u>3,982,061</u>	<u>0</u>		Total	<u>4,326,832</u>	<u>12,600</u>	
Africa							
Canary Islands	111,250	0	0.04%	Canary Islands	267,250	0	0.10%
Egypt	1,621,955	133,875	0.63%	Egypt	699,200	149,625	0.31%
South Africa	597,382	0	0.21%	South Africa	514,040	0	0.19%
Others	61,072	0	0.02%	Others	32,500	0	0.01%
Total	<u>2,391,659</u>	<u>133,875</u>		Total	<u>1,512,990</u>	<u>149,625</u>	
Others							
Others	0	0	0.00%	Others	44,000	0	0.02%
Total	<u>0</u>	<u>0</u>		Total	<u>44,000</u>	<u>0</u>	
TOTAL DELIVERIES	<u>254,857,978</u>	<u>25,579,640</u>	<u>100.00%</u>	TOTAL DELIVERIES	<u>256,819,282</u>	<u>16,750,111</u>	<u>100.00%</u>



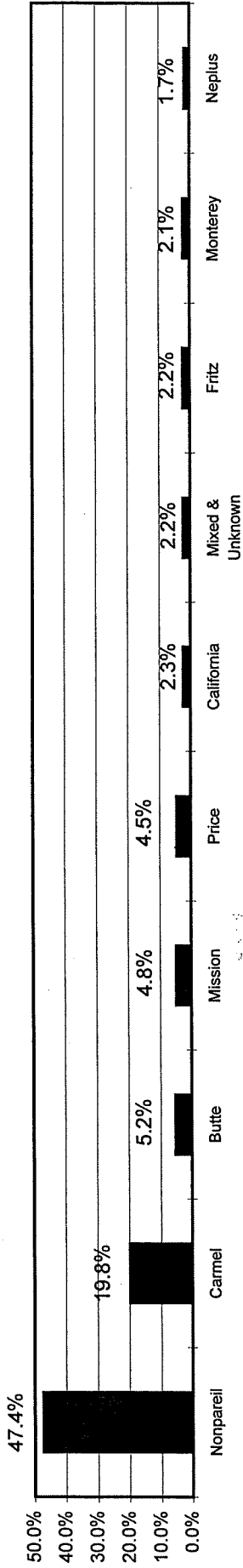
**QUALITY CONTROL REPORT
INDUSTRY SUMMARY
AUGUST 1, 1997 - JANUARY 31, 1998**

Almond Board of California
1104 Twelfth Street
Modesto, CA 95354 USA
TEL: (209)549-8262
FAX: (209)549-8267
www.almond.org

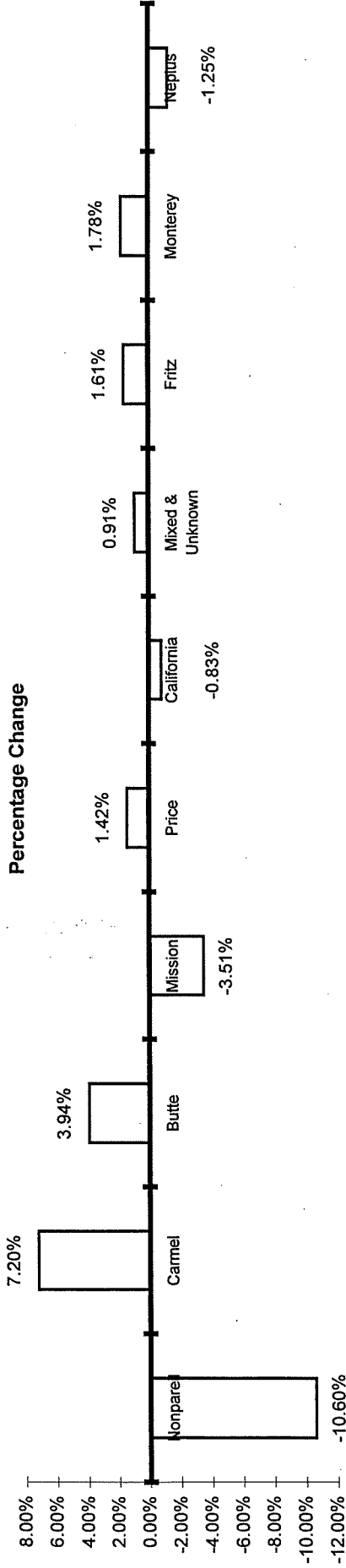
Variety Name	From ABC Form 1	From USDA Inspection Certificates		% Rejects
	Total Receipts	Total Receipts	Total Inedibles	
Nonpareil	352,820,725	347,508,976	8,068,732	2.32%
Carmel	147,371,196	145,963,809	1,695,872	1.16%
Mission	35,627,735	34,196,180	193,622	0.57%
Price	33,615,214	34,240,357	600,928	1.76%
Butte	39,013,493	38,267,660	289,849	0.76%
Nepplus	12,443,087	12,390,805	239,954	1.94%
Peerless	10,721,235	11,189,436	49,371	0.44%
Aldrich	1,694,005	1,664,912	15,503	0.93%
Ballico	14,967	14,967	124	0.83%
Bonita	13,920	27,931	182	0.65%
California	16,915,827	15,782,772	307,488	1.95%
Carrion	340,457	326,683	4,668	1.43%
Cruz	7,486	7,486	559	7.47%
Davey	4,407	4,407	19	0.43%
Dotty One	67,987	67,987	2,899	4.26%
Drake	141,828	135,532	4,890	3.61%
Fritz	16,220,745	15,573,701	200,681	1.29%
Harvey	1,760,622	1,757,520	53,327	3.03%
Hashem	1,179,407	1,271,481	29,550	2.32%
IXL	17,873	15,002	1,536	10.24%
Jeffries	492,536	825,239	20,347	2.47%
Madanolo	422	422	37	8.77%
Nonpareil	4,550	4,550	0	0.00%
Le Grand	1,534,441	1,539,433	63,246	4.11%
Livingston	1,024,852	1,179,892	17,465	1.48%
Marchini	58,832	58,832	922	1.57%
Merced	6,180,841	6,113,322	280,565	4.59%
Mixed & Unknown	16,473,882	15,269,505	408,706	2.68%
Mono	1,140,756	1,232,617	21,591	1.75%
Monterey	15,486,421	14,950,904	262,800	1.76%
Morley	14,651	60,024	241	0.40%
Norman	326,546	336,167	7,352	2.19%
Padre	8,077,287	7,891,496	29,047	0.37%
Pearl	20,998	20,998	38	0.18%
Queens	53	0	0	0.00%
Ripon	4,632	4,632	43	0.93%
Robeson	4,041	9,715	333	3.43%
Rosetta	54,006	13,342	100	0.75%
Ruby	6,350,289	6,220,410	44,498	0.72%
Sauret	1,003,798	824,296	36,591	4.44%
Savana	12,202	50,829	403	0.79%
Seedling	18,044	18,044	177	0.98%
Sonora	7,904,627	7,988,482	180,210	2.26%
Thompson	5,759,515	5,745,488	218,316	3.80%
Tioga	10,515	21,655	291	1.34%
Tokyo	313,885	316,715	4,351	1.37%
Walanta	4,335	4,335	154	3.55%
Wood Colony	2,092,209	2,015,564	12,911	0.64%
Yosemite	18,345	18,345	209	1.14%
TOTALS:	744,379,727	733,142,857	13,370,698	1.82%

Historical Top Ten Varieties by Volume Percentage

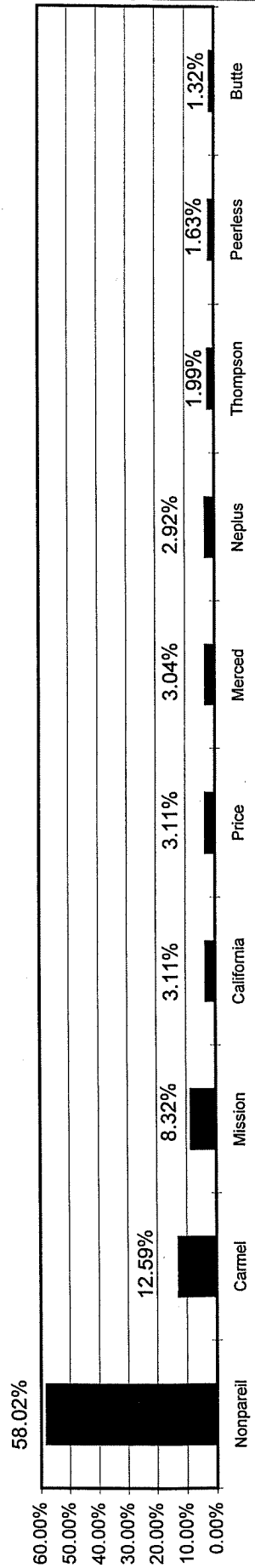
Current Crop Year 1997/98 through 12/31/97



Percentage Change

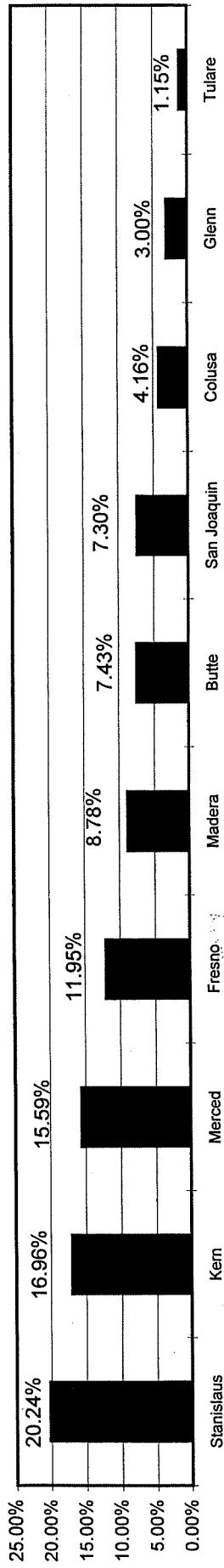


Ten Years Ago - 1988/89 Crop Year

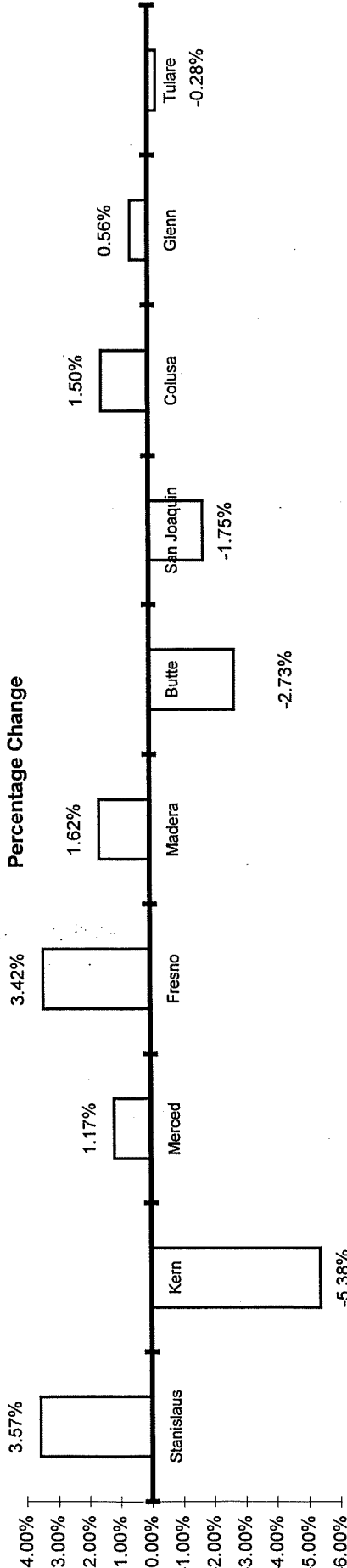


Historical Top Production Counties by Volume Percentage

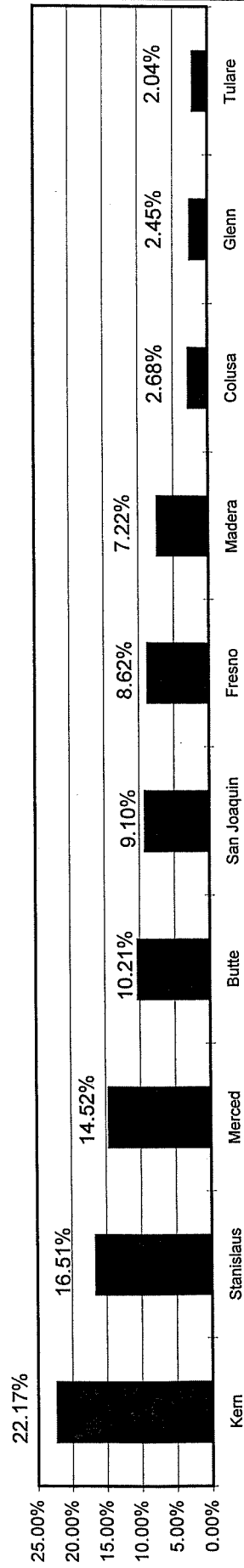
Current Crop Year 1997/98 through 12/31/97




Percentage Change



Ten Years Ago - 1988/89 Crop Year





For Immediate Release

January 7, 1998

Contact: Heidi Savage
(209) 549-8262 x 114
E-mail: 74403.1414@compuserve.com

Almond Board of California
1104 Twelfth Street
Modesto, CA 95354 USA
TEL: (209)549-8262
FAX: (209)549-8267
www.almond.org

1997-1998 Almond Crop Largest on Record

Modesto - According to the Almond Board of California's "Industry Position Report" for December 1997, the California almond crop has reached 744 million pounds, making it the largest crop on record. Four months into the 1997-1998 crop year, this figure surpasses the objective estimate of 680 million pounds.

Almond Board Chairman, Joe MacIlvaine, stated, "Following on the heels of two relatively short crops, a large crop like this is welcome news and the timing has never been better for the Almond Board to roll out a national campaign to promote almonds. We're clearly on the threshold of a new era for almond growers and I think we need to promote almonds for almond growers."

The Almond Board will kick off a national print advertising campaign this spring, touting the slogan, "Almonds Are In." Ads depicting the great taste and nutrition of California almonds will direct consumers to the Board's expanded Website to be unveiled this spring.

###